

# The Littlest Cow BINGO


## Barnyard BINGO - How to Play

- Print and cut out the different BINGO cards. For 5 x 5 BINGO, print an extra card to cut up and put the squares in a bowl. The 3 x 3 BINGO game has a call sheet to print at the end of the file.
- Give each child a BINGO card (each one should be different).
- The caller should pull out images one at a time and show and name the image.
- Whenever a child has the animal called out, he or she should mark it with a penny, button, or other object, or X it out with a crayon.
- The first child to make the selected pattern should call out BINGO. That's the winner!

Patterns: You can select any pattern as the winning design: a straight line up, down, or across, a "black out" (all boxes), or a shape such as an L, T, or U. The "black out" version is a good choice for the 3 x 3 grid.


The Littlest Cow BINGO

Name: \_\_\_\_\_




The Littlest Cow BINGO

Name: \_\_\_\_\_




The Littlest Cow BINGO

Name: \_\_\_\_\_




The Littlest Cow BINGO

Name: \_\_\_\_\_



The Littlest Cow BINGO

Name: \_\_\_\_\_



The Littlest Cow BINGO

Name: \_\_\_\_\_

